

118833

LED driver constant voltage IP67 48V 320W

Features



- Independent design with metal housing
- Analogue flicker-free
- Built-in active PFC function
- Universal AC input
- Primary and secondary sides come with leads
- Protections: opencircuit, shortcircuit, overload, overtemperature
- Differential mode 6kV and common mode 6kV surge immunity
- DC input compatible (140-280V DC)
- SELV equivalent
- Protection class I
- IP67 design



Selection Guide

Model No.	Nominal Voltage (V)	Nominal Current (A)	Power Factor (λ)	THD Full load (%)	Max. Output (W)	Output Current (A)	Output Voltage (V)	No Load Voltage (V)	Efficiency Full Load (%)
118833	100-240	2.9	0.95	10	320	0-6.67	48	N/A	95

Input Parameters

Parameter	Condition	Min.	Typ.	Max.																				
Input Voltage Range	AC Input	90VAC	--	264VAC																				
	DC Input	140VDC	--	280VDC																				
Rated Input Frequency	AC Input	--	50/60Hz	--																				
No-load Power Consumption		--	--	0.5W																				
Inrush Current	Cold Start@230V	100A/300us																						
Max.units Per Circuit Breaker	<table border="1"> <thead> <tr> <th>Circuit Breaker</th> <th colspan="4">Circuit Breaker Current</th> </tr> <tr> <th>Typ.</th> <th>10A</th> <th>13A</th> <th>16A</th> <th>20A</th> </tr> </thead> <tbody> <tr> <td>B</td> <td>1</td> <td>2</td> <td>2</td> <td>3</td> </tr> <tr> <td>C</td> <td>3</td> <td>4</td> <td>5</td> <td>7</td> </tr> </tbody> </table>				Circuit Breaker	Circuit Breaker Current				Typ.	10A	13A	16A	20A	B	1	2	2	3	C	3	4	5	7
	Circuit Breaker	Circuit Breaker Current																						
	Typ.	10A	13A	16A	20A																			
	B	1	2	2	3																			
C	3	4	5	7																				

Output Parameters

Parameter	Condition	Min.	Typ.	Max.
Output Accuracy	Full Load@230V	--	±5%	--
Ripple & Noise	Low Frequency < 120Hz, Full Load@230VAC	--	--	2%
Pst LM		--	--	1
SVM		--	--	0.4

LED driver constant voltage IP67 48V 320W

Galvanic Isolation	SELV
Short-Circuit Protection (SCP)	Auto-Recovery If Fault Is Removed
Over-Temperature Protection (OTP)	Re-power on to Recover If Fault Is Removed
Over-Voltage Protection (OVP)	Re-power on to Recover If Fault Is Removed
Over-Current Protection (OCP)	Re-power on to Recover If Fault Is Removed

General Parameters

Parameter	Condition	Value
Ambient Temperature Range t_a		-40...+50°C
Maximum Case Temperature t_c	Measured on t_c point indicated of the product label	90°C
Max.Case Temp.In Fault Condition		110°C
Storage Temperature Range		-40...+80°C
Relative Humidity	Non Condensing	5...95%
Surge Transient Protection	L-N, L/N-PE	6kV, 6kV
Environmental Rating		Outdoor
IP Rating		IP67
Mains Switching Cycles		> 100,000
Expected Lifetime	$t_{cmax}=75^\circ\text{C}$, 0.2%/1000h failure rate	50,000h

Physical Parameters

Housing Material	Aluminium
Type of connection	Cable
Dimensions (LxWxH)	300x58x32mm
Mounting hole spacing	287x34mm
Weight	1000 ± 30g

Standards

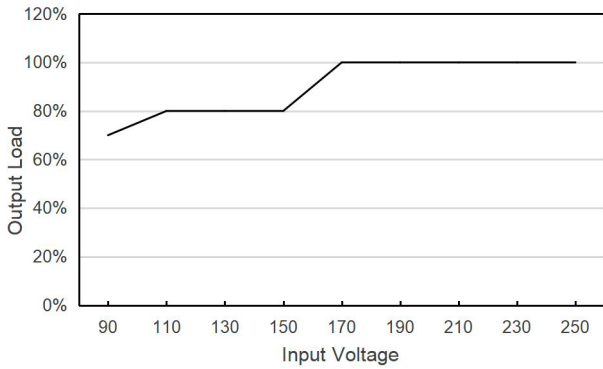
Safety Standards	EN 61347-1, EN 61347-2-13
Performance	EN 62384
EMC Standards	EN 55015, EN 61000-3-2, EN 61000-3-3, EN 61547

*ALL parameters NOT specially mentioned are measured at 230VAC input, rated current and 25°C of ambient temperature.

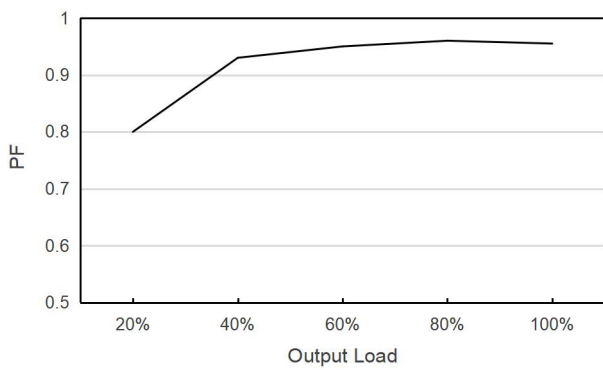
*The equipment cannot be abutted against or covered by normally flammable materials or used in installations where building insulation or debris is, or may be, present in normal use.

Product Characteristic Curve

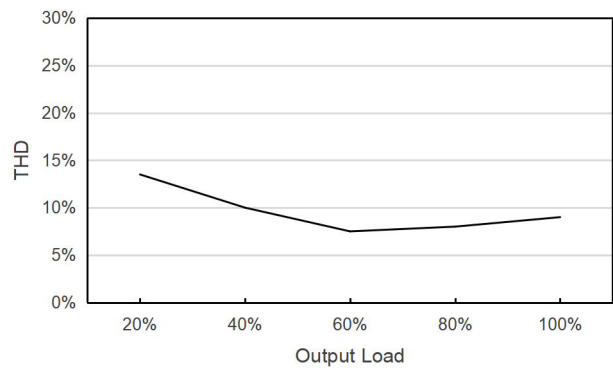
Load vs Input Voltage



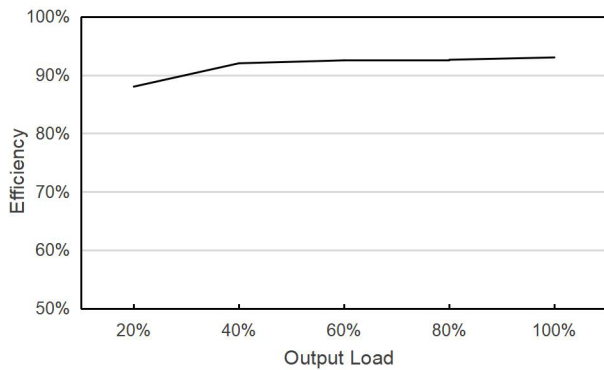
Power Factor vs Load



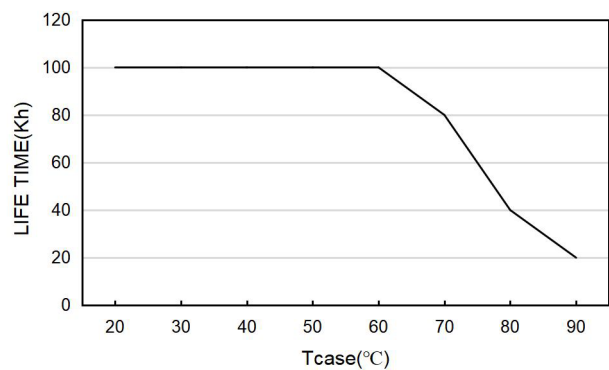
Total Harmonic Distortion vs Load



Efficiency vs Load

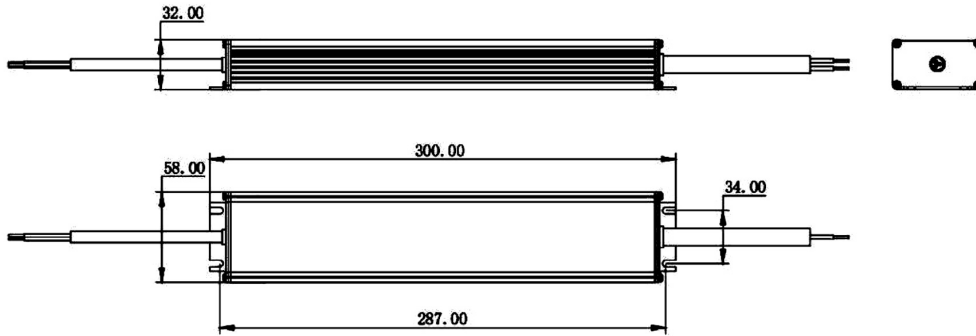


Life Time vs Case Temperature




Appearance of Size

Dimension Drawing(mm)



Wiring Diagram



PRI

Wire: H05RN-F 3x1.0mm²

Length: 300±20mm

SEC

Wire: SJOW 2x14AWG

Length: 300±20mm

Hot plug-in or secondary switching of LEDs is not permitted and may cause a very high current to the LEDs.